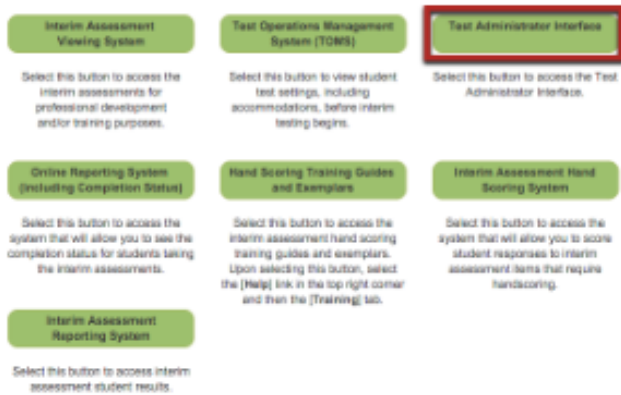


## Administering CAASPP Interim Assessments

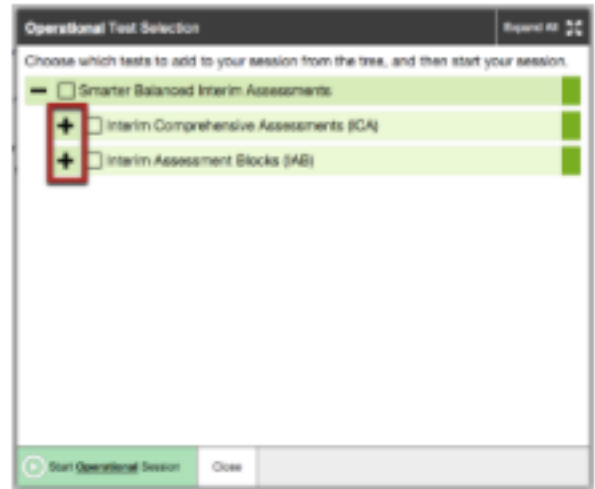
Go to [caaspp.org](http://caaspp.org) and select Smarter Balanced Interim Assessments.



### Select Test Administrator Interface



Use the + buttons to expand the assessment choices for either the Interim Comprehensive Assessment (ICA) or Interim Assessment Blocks (IAB). Keep in mind these are real tests and should only be started when intended to be used. Use caution in selecting the correct test. Interim Assessments are green, Summative Assessments are purple.

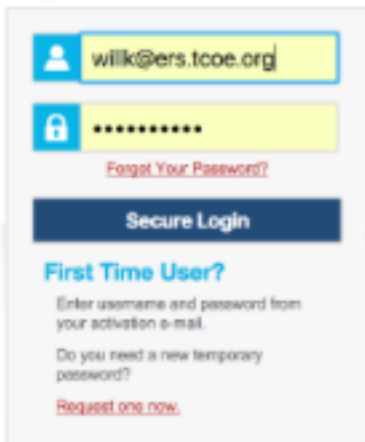


Give students the Session ID

Your username for the Interims Assessment Reporting System is your e-mail address.

If you do not have login credentials, contact your CAASPP Test Site Coordinator.

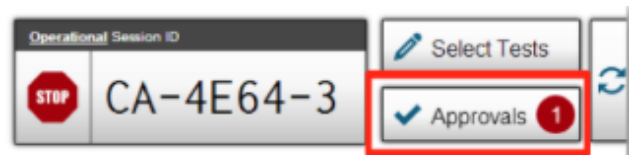
### Logon



Students in your **Operational** Test Session



Additional tests may be added to the session by clicking on Select Tests



When students join the test session you will get a notice on the Approvals button to approve their participation in the session.

# CAASPP Interim Assessments

# CAASPP Interim Assessments

Approvals and Student Test Settings				
<input checked="" type="checkbox"/> Approve All Students     Refresh <input checked="" type="checkbox"/> Done				
1 students awaiting approval     Smarter Balanced Summative Assessments				
Grade 05 ELA CAT Test				
Student Name	State-SSID	Opp #	See Details	Action
XXXXX, XXXXX	CA-1577165308	1	Default	<input type="button" value="Eye"/> <input checked="" type="checkbox"/> <input checked="" type="checkbox"/>

You can preview the Interim Assessments before administering them by walking through them in the Interim Assessment Viewing system.

In the Approvals and Test Settings, you can see and adjust Accommodations. Scroll as needed on the following pages to choose the appropriate settings.



Test Settings for: GUEST	
<input checked="" type="checkbox"/> Set <input checked="" type="checkbox"/> Set & Approve <input checked="" type="checkbox"/> Cancel	
You must select [Set] or [Set & Approve] to confirm these test settings. Use [Set] to confirm the settings and return to the main Approvals screen to approve this student.	
State-SSID: GUEST   Grade 3 ELA Practice Test   Opp # 1	
Language:	English
Zoom:	No default zoom applied
Streamline:	Off
Student Comments:	On
Mark for Review:	True
Masking:	Masking Not Available
Print on Demand:	None
Permissive Mode:	Permissive Mode Disabled
Strikethrough:	True

Test Settings for: GUEST	
<input checked="" type="checkbox"/> Set <input checked="" type="checkbox"/> Set & Approve <input checked="" type="checkbox"/> Cancel	
<b>Non-Embedded Designated Supports</b> <input checked="" type="checkbox"/> None <input type="checkbox"/> Color Contrast <input type="checkbox"/> Color Overlay <input type="checkbox"/> Noise Buffers <input type="checkbox"/> Magnification <input type="checkbox"/> Read Aloud Items <input type="checkbox"/> Scribe Items (Non-Writing) <input type="checkbox"/> Separate Setting <input type="checkbox"/> Translated Test Directions	
<b>Non-Embedded Accommodations</b> <input checked="" type="checkbox"/> None <input type="checkbox"/> Alternate Response Options <input type="checkbox"/> Read Aloud Stimuli <input type="checkbox"/> Scribe Items (Writing) <input type="checkbox"/> Speech-to-Text	
American Sign Language:	Off
Highlighter:	True
Expandable Passages:	Expandable Passages On